



**Technical Service  
BULLETIN**


January 10, 2005

Title:

**BLUETOOTH® COMPATIBLE  
CELLULAR PHONES**

Models:

**'04 – '05 Land Cruiser & Prius**



**ELECTRICAL  
EL001-05**

**Introduction** This service bulletin provides the following information for the Bluetooth® Handsfree System included in the navigation systems of the Land Cruiser and Prius vehicles:

- Cellular phone models compatible with the Bluetooth Handsfree System.
- Functions by cellular phone models.

**NOTE:**

For registration of a cellular phone, see the Navigation System Owner's Manual.

**Applicable  
Vehicles**

- 2004 – 2005 model year Land Cruiser and Prius vehicles.

**Warranty  
Information**

OP CODE	DESCRIPTION	TIME	OFF	T1	T2
N/A	Not Applicable to Warranty	–	–	–	–



**Models for  
Bluetooth  
Handsfree  
System**

	CELLULAR PHONE		SOFTWARE VERSION
	TYPE	MODEL	
Nokia		N-Gage	Bluetooth 1.1 or HandsFreeProfile 1.0 or ObjectPush Profile 1.1
		3650/3600	
		6310i	
		3620/3660	
		6600	
		6620	
		6820	
Sony Ericsson		T68i	
		T610/T616	
		T637	
		Z600	
Siemens		SX1	
		S55/S56	
Motorola		V600	
		V710	


**HINT:**

**This information is a result of Toyota Motor Corporation’s testing of commercially available handsets\* and is provided to assist Dealers in answering customers’ questions regarding handset operation.**

**Not all handsets contained in this TSB are approved by TMS. For a list of currently available, approved handsets, refer to the TMS/Letstalk co-branded website: <http://toyota.letstalk.com>**

\* Handset specifications are determined by the manufacturers and are subject to change.

**Model  
Functions:  
Nokia**


<b>Model:</b>	Nokia N-Gage	
<b>Service Providers:</b>	T-Mobile, AT&T, Cingular	
<b>Technology:</b>	GSM 850/1900	
<b>Mode:</b>	Dual mode	

FUNCTION	AVAILABILITY
Call in progress will transfer from handset to handsfree when ignition is turned on (after Bluetooth connection completes)	Y
Transfer from handset to handsfree during a call	Y
Transfer from handsfree to handset during a call	Y <sup>(1)</sup>
Call placed on handset is placed through handsfree mode (when paired)	Y
Call answered via handset keypad is received through handsfree mode (when paired)	Y
Maximum digits allowed when dialing a number on the navigation screen	20
Ring tone available through audio (when paired)	Y
Accept incoming call via auto answer (when paired)	Y
Phone book will transfer one number at a time	Y
Phone book will transfer multiple numbers at a time	N
Cellular signal strength is displayed on navigation screen	N
Handset connects "911" call dialed from handsfree screen	N <sup>(2)</sup>

<sup>(1)</sup> Bluetooth connection is terminated; Bluetooth connection must be re-established to enable handsfree.

<sup>(2)</sup> When attempting to dial "911," the handset freezes. To restore normal operation, remove and replace the handset battery.

**Model Functions:**  
**Nokia**  
(Continued)

<b>Model:</b>	Nokia 3600/3650	
<b>Service Providers:</b>	T-Mobile, AT&T, Cingular	
<b>Technology:</b>	GSM 850/1900	
<b>Mode:</b>	Dual mode	


FUNCTION	AVAILABILITY
Call in progress will transfer from handset to handsfree when ignition is turned on (after Bluetooth connection completes)	Y
Transfer from handset to handsfree during a call	Y
Transfer from handsfree to handset during a call	Y <sup>(1)</sup>
Call placed on handset is placed through handsfree mode (when paired)	Y
Call answered via handset keypad is received through handsfree mode (when paired)	Y
Maximum digits allowed when dialing a number on the navigation screen	20
Ring tone available through audio (when paired)	Y
Accept incoming call via auto answer (when paired)	Y
Phone book will transfer one number at a time	Y
Phone book will transfer multiple numbers at a time	N
Cellular signal strength is displayed on navigation screen	N
Handset connects "911" call dialed from handsfree screen	N <sup>(2)</sup>

- <sup>(1)</sup> Bluetooth connection is terminated; Bluetooth connection must be re-established to enable handsfree.  
<sup>(2)</sup> When attempting to dial "911," the handset freezes. To restore normal operation, remove and replace the handset battery.

**NOTE:**

- If the Bluetooth mode is set as "Unauthorized" on the handset menu, the Bluetooth link cannot be connected during an incoming call.
- On an incoming call, the caller's number is not displayed on the handsfree screen correctly.


**Model**  
**Functions:**  
**Nokia**  
 (Continued)

<b>Model:</b>	Nokia 6310i	
<b>Service Providers:</b>	AT&T, Cingular	
<b>Technology:</b>	GSM/GPRS 900/1800/1900	
<b>Mode:</b>	Tri mode	

FUNCTION	AVAILABILITY
Call in progress will transfer from handset to handsfree when ignition is turned on (after Bluetooth connection completes)	Y
Transfer from handset to handsfree during a call	Y
Transfer from handsfree to handset during a call	Y <sup>(1)</sup>
Call placed on handset is placed through handsfree mode (when paired)	Y
Call answered via handset keypad is received through handsfree mode (when paired)	Y
Maximum digits allowed when dialing a number on the navigation screen	20
Ring tone available through audio (when paired)	Y
Accept incoming call via auto answer (when paired)	Y
Phone book will transfer one number at a time	Y
Phone book will transfer multiple numbers at a time	N
Cellular signal strength is displayed on navigation screen	N
Handset connects "911" call dialed from handsfree screen	Y

<sup>(1)</sup> Bluetooth connection is terminated; Bluetooth connection must be re-established to enable handsfree.

**Model Functions:**  
**Nokia**  
(Continued)


<p><b>Model:</b> Nokia 3620/3660</p> <p><b>Service Providers:</b> T-Mobile, AT&amp;T</p> <p><b>Technology:</b> GSM 850/1900 (3620 – AT&amp;T) GSM 900/1800/1900 (3660 – T-Mobile)</p> <p><b>Mode:</b> Dual mode (3620) Tri mode (3660)</p>	
--	---

FUNCTION	AVAILABILITY
Call in progress will transfer from handset to handsfree when ignition is turned on (after Bluetooth connection completes)	Y
Transfer from handset to handsfree during a call	Y
Transfer from handsfree to handset during a call	Y <sup>(1)</sup>
Call placed on handset is placed through handsfree mode (when paired)	Y
Call answered via handset keypad is received through handsfree mode (when paired)	Y
Maximum digits allowed when dialing a number on the navigation screen	20
Ring tone available through audio (when paired)	Y
Accept incoming call via auto answer (when paired)	Y
Phone book will transfer one number at a time	Y
Phone book will transfer multiple numbers at a time	N
Cellular signal strength is displayed on navigation screen	N
Handset connects "911" call dialed from handsfree screen	N <sup>(2)</sup>

<sup>(1)</sup> Bluetooth connection is terminated; Bluetooth connection must be re-established to enable handsfree.

<sup>(2)</sup> When attempting to dial "911," the handset freezes. To restore normal operation, remove and replace the handset battery.

**Model Functions:**  
**Nokia**  
(Continued)


<b>Model:</b>	Nokia 6600	
<b>Service Providers:</b>	T-Mobile	
<b>Technology:</b>	GSM/GPRS 900/1800/1900 MHz	
<b>Mode:</b>	Tri mode	

FUNCTION	AVAILABILITY
Call in progress will transfer from handset to handsfree when ignition is turned on (after Bluetooth connection completes)	Y
Transfer from handset to handsfree during a call	Y
Transfer from handsfree to handset during a call	Y <sup>(1)</sup>
Call placed on handset is placed through handsfree mode (when paired)	Y
Call answered via handset keypad is received through handsfree mode (when paired)	Y
Maximum digits allowed when dialing a number on the navigation screen	20
Ring tone available through audio (when paired)	Y
Accept incoming call via auto answer (when paired)	Y
Phone book will transfer one number at a time	Y
Phone book will transfer multiple numbers at a time	N
Cellular signal strength is displayed on navigation screen	N
Handset connects "911" call dialed from handsfree screen	N <sup>(2)</sup>

<sup>(1)</sup> Bluetooth connection is terminated; Bluetooth connection must be re-established to enable handsfree.

<sup>(2)</sup> When attempting to dial "911," the handset freezes. To restore normal operation, remove and replace the handset battery.

**Model Functions:**  
**Nokia**  
(Continued)


<b>Model:</b>	Nokia 6620	
<b>Service Providers:</b>	AT&T, Cingular	
<b>Technology:</b>	GSM/GPRS 850/1800/1900 MHz	
<b>Mode:</b>	Tri mode	

FUNCTION	AVAILABILITY
Call in progress will transfer from handset to handsfree when ignition is turned on (after Bluetooth connection completes)	Y
Transfer from handset to handsfree during a call	Y
Transfer from handsfree to handset during a call	Y <sup>(1)</sup>
Call placed on handset is placed through handsfree mode (when paired)	Y
Call answered via handset keypad is received through handsfree mode (when paired)	Y
Maximum digits allowed when dialing a number on the navigation screen	20
Ring tone available through audio (when paired)	Y
Accept incoming call via auto answer (when paired)	Y
Phone book will transfer one number at a time	Y
Phone book will transfer multiple numbers at a time	N
Cellular signal strength is displayed on navigation screen	N
Handset connects "911" call dialed from handsfree screen	N <sup>(2)</sup>

- (1) Bluetooth connection is terminated; Bluetooth connection must be re-established to enable handsfree.
- (2) When attempting to dial "911," the handset freezes. To restore normal operation, remove and replace the handset battery.



**Model**  
**Functions:**  
**Nokia**  
 (Continued)


<b>Model:</b>	Nokia 6820	
<b>Service Providers:</b>	T-Mobile	
<b>Technology:</b>	GSM/GPRS 850/1900 MHz	
<b>Mode:</b>	Dual mode	

FUNCTION	AVAILABILITY
Call in progress will transfer from handset to handsfree when ignition is turned on (after Bluetooth connection completes)	Y
Transfer from handset to handsfree during a call	Y
Transfer from handsfree to handset during a call	Y <sup>(1)</sup>
Call placed on handset is placed through handsfree mode (when paired)	Y
Call answered via handset keypad is received through handsfree mode (when paired)	Y
Maximum digits allowed when dialing a number on the navigation screen	Not Tested
Ring tone available through audio (when paired)	Y
Accept incoming call via auto answer (when paired)	Y
Phone book will transfer one number at a time	Y
Phone book will transfer multiple numbers at a time	N
Cellular signal strength is displayed on navigation screen	N
Handset connects "911" call dialed from handsfree screen	N <sup>(2)</sup>

<sup>(1)</sup> Bluetooth connection is terminated; Bluetooth connection must be re-established to enable handsfree.

<sup>(2)</sup> When attempting to dial "911," the handset freezes. To restore normal operation, remove and replace the handset battery.


**Model Functions:**  
**Sony Ericsson**

<b>Model:</b>	Sony Ericsson T68i	
<b>Service Providers:</b>	AT&T <sup>(1)</sup>	
<b>Technology:</b>	GSM 900/1800/1900; GPRS	
<b>Mode:</b>	Tri mode	

FUNCTION	AVAILABILITY
Call in progress will transfer from handset to handsfree when ignition is turned on (after Bluetooth connection completes)	N
Transfer from handset to handsfree during a call	Y
Transfer from handsfree to handset during a call	Y
Call placed on handset is placed through handsfree mode (when paired)	Y <sup>(2)(3)</sup>
Call answered via handset keypad is received through handsfree mode (when paired)	N
Maximum digits allowed when dialing a number on the navigation screen	24
Ring tone available through audio (when paired)	N
Accept incoming call via auto answer (when paired)	N/A <sup>(4)</sup>
Phone book will transfer one number at a time	Y
Phone book will transfer multiple numbers at a time	Y
Cellular signal strength is displayed on navigation screen	Y
Handset connects "911" call dialed from handsfree screen	Y

- (1) Sony Ericsson T68i from providers other than AT&T may not be Bluetooth compatible.
- (2) Selectable in phone menu.
- (3) 1–2 second delay when transferring from handset to handsfree.
- (4) Handset does not support auto answer.


**Model Functions:**  
**Sony Ericsson**  
 (Continued)

<b>Model:</b>	Sony Ericsson T610 & T616	
<b>Service Providers:</b>	T-Mobile (T610), AT&T, Cingular (T616)	
<b>Technology:</b>	GSM 900/1800/1900; GPRS (T610) GSM 850/1800/1900; GPRS (T616)	
<b>Mode:</b>	Tri mode	

FUNCTION	AVAILABILITY
Call in progress will transfer from handset to handsfree when ignition is turned on (after Bluetooth connection completes)	N
Transfer from handset to handsfree during a call	Y
Transfer from handsfree to handset during a call	Y
Call placed on handset is placed through handsfree mode (when paired)	Y <sup>(1)(2)</sup>
Call answered via handset keypad is received through handsfree mode (when paired)	N
Maximum digits allowed when dialing a number on the navigation screen	24
Ring tone available through audio (when paired)	N
Accept incoming call via auto answer (when paired)	N/A <sup>(3)</sup>
Phone book will transfer one number at a time	Y
Phone book will transfer multiple numbers at a time	Y <sup>(4)</sup>
Cellular signal strength is displayed on navigation screen	Y
Handset connects "911" call dialed from handsfree screen	Y

- (1) Selectable in phone menu.
- (2) 1–2 second delay when transferring from handset to handsfree.
- (3) Handset does not support auto answer.
- (4) Will not transfer 500 entries, if attempted; will store less than 500.


**Model Functions:**  
**Sony Ericsson**  
 (Continued)

<b>Model:</b>	Sony Ericsson T637	
<b>Service Providers:</b>	AT&T, Cingular	
<b>Technology:</b>	GSM 850/1800/1900; GPRS	
<b>Mode:</b>	Tri mode	

FUNCTION	AVAILABILITY
Call in progress will transfer from handset to handsfree when ignition is turned on (after Bluetooth connection completes)	N
Transfer from handset to handsfree during a call	Y
Transfer from handsfree to handset during a call	Y
Call placed on handset is placed through handsfree mode (when paired)	Y
Call answered via handset keypad is received through handsfree mode (when paired)	N
Maximum digits allowed when dialing a number on the navigation screen	24
Ring tone available through audio (when paired)	N
Accept incoming call via auto answer (when paired)	N/A <sup>(1)</sup>
Phone book will transfer one number at a time	Y
Phone book will transfer multiple numbers at a time	Y
Cellular signal strength is displayed on navigation screen	Y
Handset connects "911" call dialed from handsfree screen	Y

<sup>(1)</sup> Handset does not support auto answer.


**Model**  
**Functions:**  
**Sony**  
**Ericsson**  
 (Continued)

<b>Model:</b>	Sony Ericsson z600	
<b>Service Providers:</b>		
<b>Technology:</b>	GSM 900/1800/1900	
<b>Mode:</b>		

FUNCTION	AVAILABILITY
Call in progress will transfer from handset to handsfree when ignition is turned on (after Bluetooth connection completes)	N
Transfer from handset to handsfree during a call	Y
Transfer from handsfree to handset during a call	Y
Call placed on handset is placed through handsfree mode (when paired)	Y
Call answered via handset keypad is received through handsfree mode (when paired)	N
Maximum digits allowed when dialing a number on the navigation screen	Not Tested
Ring tone available through audio (when paired)	N
Accept incoming call via auto answer (when paired)	N/A <sup>(1)</sup>
Phone book will transfer one number at a time	Y
Phone book will transfer multiple numbers at a time	Y
Cellular signal strength is displayed on navigation screen	Y
Handset connects "911" call dialed from handsfree screen	Y


<sup>(1)</sup> Handset does not support auto answer.

**Model**  
**Functions:**  
**Siemens**

<b>Model:</b>	Siemens SX1	
<b>Service Providers:</b>		
<b>Technology:</b>	GSM 900/1800/1900	
<b>Mode:</b>	Tri mode	

FUNCTION	AVAILABILITY
Call in progress will transfer from handset to handsfree when ignition is turned on (after Bluetooth connection completes)	Y
Transfer from handset to handsfree during a call	Not Tested
Transfer from handsfree to handset during a call	Not Tested
Call placed on handset is placed through handsfree mode (when paired)	Y
Call answered via handset keypad is received through handsfree mode (when paired)	Y
Maximum digits allowed when dialing a number on the navigation screen	Not Tested
Ring tone available through audio (when paired)	N
Accept incoming call via auto answer (when paired)	Not Tested
Phone book will transfer one number at a time	Y
Phone book will transfer multiple numbers at a time	N
Cellular signal strength is displayed on navigation screen	N
Handset connects "911" call dialed from handsfree screen	Y


**Model**  
**Functions:**  
**Siemens**  
 (Continued)

<b>Model:</b>	Siemens S55/56	
<b>Service Providers:</b>	AT&T, Cingular	
<b>Technology:</b>	GSM 850/1900	
<b>Mode:</b>	Dual mode	

FUNCTION	AVAILABILITY
Call in progress will transfer from handset to handsfree when ignition is turned on (after Bluetooth connection completes)	N
Transfer from handset to handsfree during a call	Y
Transfer from handsfree to handset during a call	Y
Call placed on handset is placed through handsfree mode (when paired)	N
Call answered via handset keypad is received through handsfree mode (when paired)	N
Maximum digits allowed when dialing a number on the navigation screen	24
Ring tone available through audio (when paired)	N
Accept incoming call via auto answer (when paired)	N/A <sup>(1)</sup>
Phone book will transfer one number at a time	Y
Phone book will transfer multiple numbers at a time	Y
Cellular signal strength is displayed on navigation screen	Y
Handset connects "911" call dialed from handsfree screen	Y

<sup>(1)</sup> Handset does not support auto answer.

**Model**  
**Functions:**  
**Motorola**


<b>Model:</b>	Motorola V600	
<b>Service Providers:</b>	AT&T, Cingular	
<b>Technology:</b>	850/900/1800/1900 MHz	
<b>Mode:</b>	Quad mode	

FUNCTION	AVAILABILITY
Call in progress will transfer from handset to handsfree when ignition is turned on (after Bluetooth connection completes)	Y
Transfer from handset to handsfree during a call	N
Transfer from handsfree to handset during a call	Y <sup>(1)</sup>
Call placed on handset is placed through handsfree mode (when paired)	Y
Call answered via handset keypad is received through handsfree mode (when paired)	Y
Maximum digits allowed when dialing a number on the navigation screen	24
Ring tone available through audio (when paired)	Y
Accept incoming call via auto answer (when paired)	Y
Phone book will transfer one number at a time	Y
Phone book will transfer multiple numbers at a time	N
Cellular signal strength is displayed on navigation screen	Y
Handset connects "911" call dialed from handsfree screen	Y

<sup>(1)</sup> Bluetooth connection is terminated; Bluetooth connection must be re-established to enable handsfree.



**Model**  
**Functions:**  
**Motorola**  
 (Continued)

<b>Model:</b>	Motorola V710	
<b>Service Providers:</b>	Verizon	
<b>Technology:</b>	CDMA 1x, GPS (800/1900/Analog)	
<b>Mode:</b>	Tri mode	

FUNCTION	AVAILABILITY
Call in progress will transfer from handset to handsfree when ignition is turned on (after Bluetooth connection completes)	Y
Transfer from handset to handsfree during a call	N
Transfer from handsfree to handset during a call	Y <sup>(1)</sup>
Call placed on handset is placed through handsfree mode (when paired)	Y
Call answered via handset keypad is received through handsfree mode (when paired)	Y
Maximum digits allowed when dialing a number on the navigation screen	24
Ring tone available through audio (when paired)	N <sup>(2)</sup>
Accept incoming call via auto answer (when paired)	Y
Phone book will transfer one number at a time	N
Phone book will transfer multiple numbers at a time	N
Cellular signal strength is displayed on navigation screen	N
Handset connects "911" call dialed from handsfree screen	Not Tested

- (1) Bluetooth connection is terminated; Bluetooth connection must be re-established to enable handsfree.
- (2) Ring tone is not available through handset or handsfree when paired. Incoming call screen not displayed with certain ring tones. Motorola plans to enable both functions in next handset firmware update.